

STRATEGIC OBJECTIVES

- ✓ Increasing the efficiency of the asset management aiming to increase the value and quality of the assets under management;
- ✓ Increasing the performance of the listed portfolio
- ✓ Increasing the private equity investments

TYPE OF THE INVESTMENT COMPANY

EVERGENT Investments is a Retail Investors Alternative Investment Fund (R.I.A.I.F.) authorized by the Financial Supervisory Authority with the Authorization no. 101 of June 25, 2021.

MANAGEMENT

The company is self-managed in a unitary system. by a Board of Directors.

Executive management:

Claudiu Doros – President and CEO

Catalin Iancu – Vicepresident and Deputy CEO

(FSA authorization no. 59 of April 5, 2021)

IDENTIFICATION DATA

FSA Register no.: PJR09FIAIR/040003

Bucharest Stock Exchange:EVER; ISIN: ROSIFBACNORO

Bloomberg FIGI: BBG000BMN556

Reuters RIC: ROEVER.BX

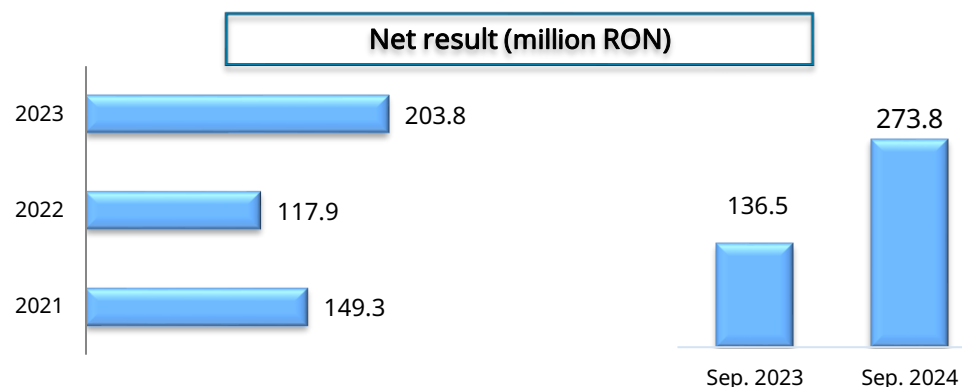
LEI: 254900Y1O0025N04US14

CONTACT


phone: 004 0234 576740; fax: 004 0234 570062

e-mail: office@evergent.ro; website: www.evergent.ro

| SHAREHOLDERS | Residents weight in share capital % | Non-residents weight in share capital % | Total shareholders |
|--------------|---|---|-----------------------|
| Individuals | 38.12 | 0.35 | 5,738,285 |
| Corporate | 50.26 | 11.27 | 145 |
| TOTAL | 88.38 | 11.62 | 5,738,430 |



The net result consists of the net profit / (net loss) and the net gain from the sale of assets reflected in the retained earnings - accounting treatment in accordance with IFRS 9.



Assets under management

VALUES / STRUCTURE

| | | |
|------------------|---------------|-------------|
| Number of shares | 961,753,592 | |
| | RON | EUR* |
| Fair value | 0.1 | 0.02 |
| Share Capital | 96,175,359.2 | 19,329,399 |
| Market cap | 1,428,204,084 | 287,041,580 |
| Total Assets | 3,505,092,500 | 704,456,246 |
| Net Assets Value | 3,083,244,140 | 619,672,831 |

*EUR/RON = 4.9756 (www.bnr.ro)

| | | | |
|-------------|-----------|-------------|----------------|
| RON/share | July 2024 | August 2024 | September 2024 |
| NAV/share** | 3.5437 | 3.5206 | 3.4327 |
| Price EVER | 1.4800 | 1.4550 | 1.4850 |

** The number of shares used in the calculation of the NAV/share [898,198,687] has resulted by decreasing from the total number of shares the shares acquired under the ongoing buyback program / public share buyback offer (according to the applicable regulations).

| | |
|---------------------------------------|-------------------|
| ASSETS STRUCTURE | % of total assets |
| Shares, of which | 77.9 |
| • listed | 69.4 |
| • unlisted | 8.5 |
| Non – UCITS Securities (fund units) | 9.3 |
| Monetary instruments (deposits. cash) | 11.7 |
| Other assets | 1.1 |

| | |
|-----------------------------------|-------------------|
| SECTOR EXPOSURE (share portfolio) | % of total assets |
| Financial | 44.0 |
| Energy | 16.7 |
| Industrial | 6.3 |
| Real estate | 6.3 |
| Other | 4.6 |

| | |
|-----------------------------------|-----------------------------|
| TOP COMPANIES | Weight > 1% of total assets |
| BANCA TRANSILVANIA | 38.8 |
| OMV PETROM | 16.6 |
| AEROSTAR | 5.8 |
| BRD - GROUPE SOCIETE GENERALE | 3.6 |
| STRAULESTI LAC ALFA | 1.9 |
| PROFESSIONAL IMO PARTNERS | 1.9 |
| EVER IMO | 1.9 |
| EVERLAND | 1.4 |
| AGROINTENS | 1.4 |
| TRANSILVANIA INVESTMENTS ALLIANCE | 1.1 |
| TOTAL | 74.4 |

PERFORMANCE / RISK INDICATORS

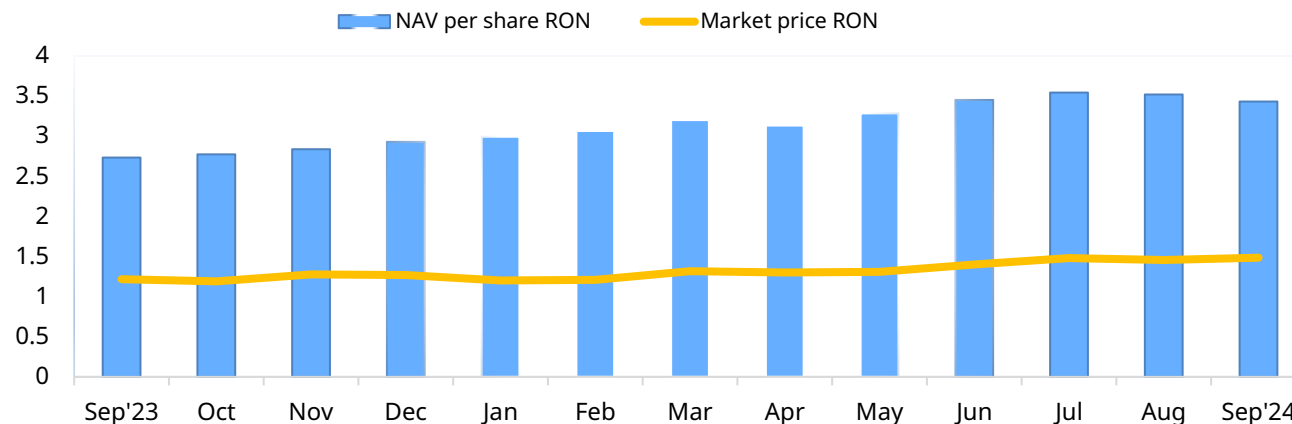
Returns: EVER NAV/share. EVER share. BET FI

| Returns on September 2024 (%) | EVER Share | BET-FI | EVER NAV/share |
|-------------------------------|------------|--------|----------------|
| 1 M | 2.06 | 1.54 | -2.50 |
| 3 M | 6.07 | 5.36 | -0.53 |
| 6 M | 12.93 | 1.88 | 7.28 |
| 12 M | 22.22 | 14.44 | 25.64 |

Risk Analysis (1Y. daily series): EVER share / BET-FI

| Indicator | EVER share | BET-FI |
|---------------------------|------------|--------|
| Annualized volatility (%) | 15.35 | 10.97 |
| Beta | 0.55 | 1.00 |

✓ The 20-day VaR (historical method) on total assets exposed to market risk is 10.15%, within the internal limit approved for the market risk profile assumed – medium risk (25%).



EVERGENT Private Equity Investments



EVER IMO – Bucuresti, ownership 100%

- ✓ Preparing a new real estate project in the North of the Capital, Intrarea Straulesti
- ✓ Preparation for Documentation for Detail Urbanism Plan and Building Permit in progress



“ATRIA URBAN RESORT”

developed by Straulesti Lac Alfa SA – ownership 50%

- ✓ Location: Bucharest, 242 Sos. Chitilei, sector 1
- ✓ 1365 apartments. land of 9ha, 4 development phases
- ✓ Phase 1 (160 apartments): finished and sold
- ✓ Phase 2 (398 apartments): finished
 - about 90% of the apartments are sold
- ✓ Phase 3 (350 apartments):
 - 47% are pre-contracted



“VERANDA MALL”

developed by Professional IMO Partners SA
- indirect ownership 37%

- ✓ Location: Bucharest, 23 Ziduri Mosi street
- ✓ Occupancy rate – 99% (contracts)



“BLUEBERRIES FARM” -

developed by Agointens SA – ownership 100%

- ✓ Locations: Vistea and Mandra villages in Brasov; Popesti and Ratesti village in Arges



“MECANICA CEAHLAU” Piatra Neamt - ownership: 73%

- ✓ Manufactures and sells agricultural machines for working the soil. seeding. crop maintenance



“IASI REAL ESTATE PROJECT”

developed by Everland SA - ownership 100%

- ✓ Location: Iasi. 2 Primaverii street
- ✓ Zonal Urbanism Plan obtained



“mWare Solutions”, ownership 10%

- ✓ Key player in the IT deep-tech sector that provides integrated Big Data, AI and digital solutions

